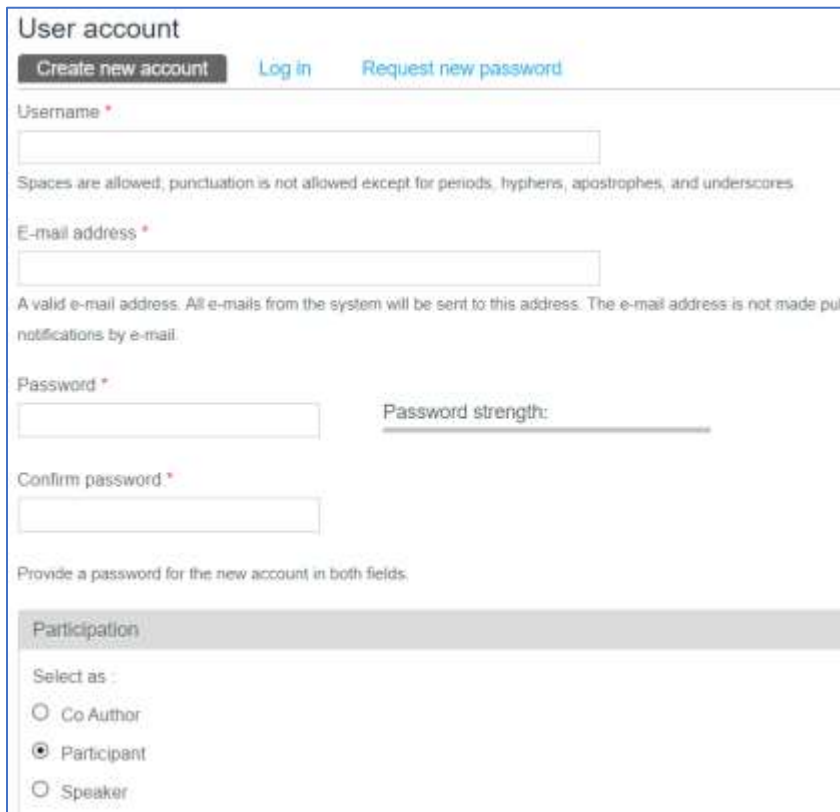


## Non Presenter Registration Guidelines

1. Click **Register Now** button



2. Complete the registration form, select participation as: **Participant**



**User account**

Create new account Log in Request new password

Username \*

E-mail address \*

Password \*

Confirm password \*

Participation

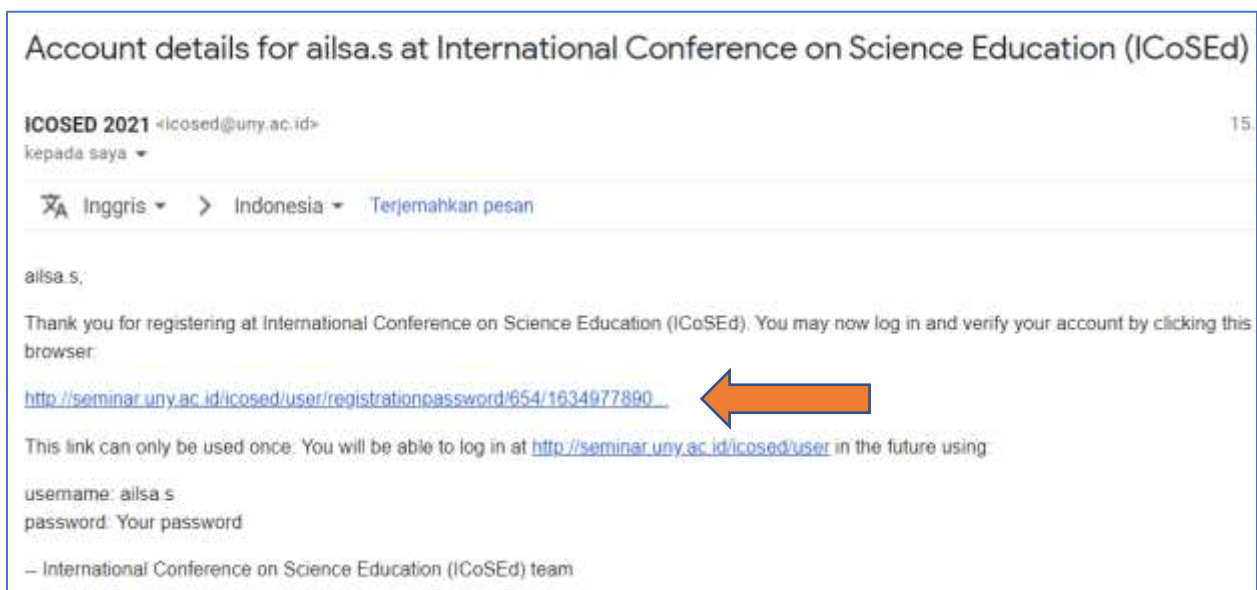
Select as :

Co Author

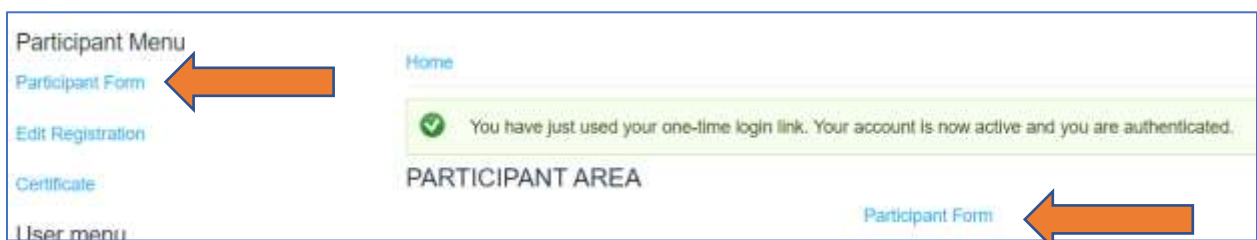
Participant

Speaker

3. Check your email, click the verification link. If you can't find the confirmation email from the ICOSEd web system in your inbox, look for it in Spam. The email will be sent directly by the system.



4. After clicking the confirmation link, you will be directed to the participant page.



5. Click **Participant Form**, and start completing the registration form. When finished, click **Save**

### Create NON SPEAKER

Name \*

Institution \*

Phone \*

Email \*

Interest \*  
- Select a value -

Upload proof of payment  
 No file chosen

Files must be less than **128 MB**.  
Allowed file types: **jpg png pdf doc docx rtf**.